



Dual Credit Enrollment Trends

Dual Credit Enrollment

Includes any student who:

- was enrolled at DACC during a Fall or Spring semester from Fall 1997 thru Spring 2006;
- was admitted as a “VO” or dual credit student;
- was enrolled as a new or continuing student;
- was concurrently enrolled at one of the high schools in LCPS, GISD or HVPS.

Dual Credit Enrollment High Schools

LCPS

- Alma D'Arte (Ad'AHS)
- Las Cruces HS (LCHS)
- Mayfield HS (MHS)
- Mesilla Valley Christian (MVCS)
- Oñate HS (OHS)
- San Andres HS (SAHS)

GISD

- Gadsden HS (GHS)
- Santa Teresa HS (STHS)

HVPS

- Hatch Valley HS (HVHS)

LCPS Dual Credit Annual Enrollment Headcount By High School

	1997-1998	1998-1999	1999-2000	2000-2001	2001-2002	2002-2003	2003-2004	2004-2005	2005-2006	2006-2007	2007-2008*	HS Total
Ad'AHS	0	0	0	0	0	0	0	6	16	0	22	
LCHS	90	44	82	80	102	67	80	96	133	81	41	896
MHS	92	78	101	108	97	60	78	124	114	132	58	1042
MVCS	0	0	0	1	0	2	0	0	1	0	0	4
OHS	98	79	44	67	59	42	45	46	61	83	61	685
SAHS	7	11	7	8	3	6	9	36	22	4	0	113
Overall	287	212	234	264	261	177	212	302	337	316	160	2762

* 2007-2008 Includes early registration for Fall 2007 to date

GISD Dual Credit Annual Enrollment Headcount By High School

	1997-1998	1998-1999	1999-2000	2000-2001	2001-2002	2002-2003	2003-2004	2004-2005	2005-2006	2006-2007	2007-2008*	HS Total
GHS	30	35	33	27	34	45	25	65	39	63	42	438
STHS	29	30	41	31	21	41	13	32	31	34	16	319
Overall	59	65	74	58	55	86	38	97	70	97	58	757

* 2007-2008 Includes early registration for Fall 2007 to date

HVPS Dual Credit Annual Enrollment Headcount By High School

	1997-1998	1998-1999	1999-2000	2000-2001	2001-2002	2002-2003	2003-2004	2004-2005	2005-2006	2006-2007	2007-2008*	HS Total
HVHS	24	41	13	23	1	0	0	4	18	28	0	152

* 2007-2008 Includes early registration for Fall 2007 to date



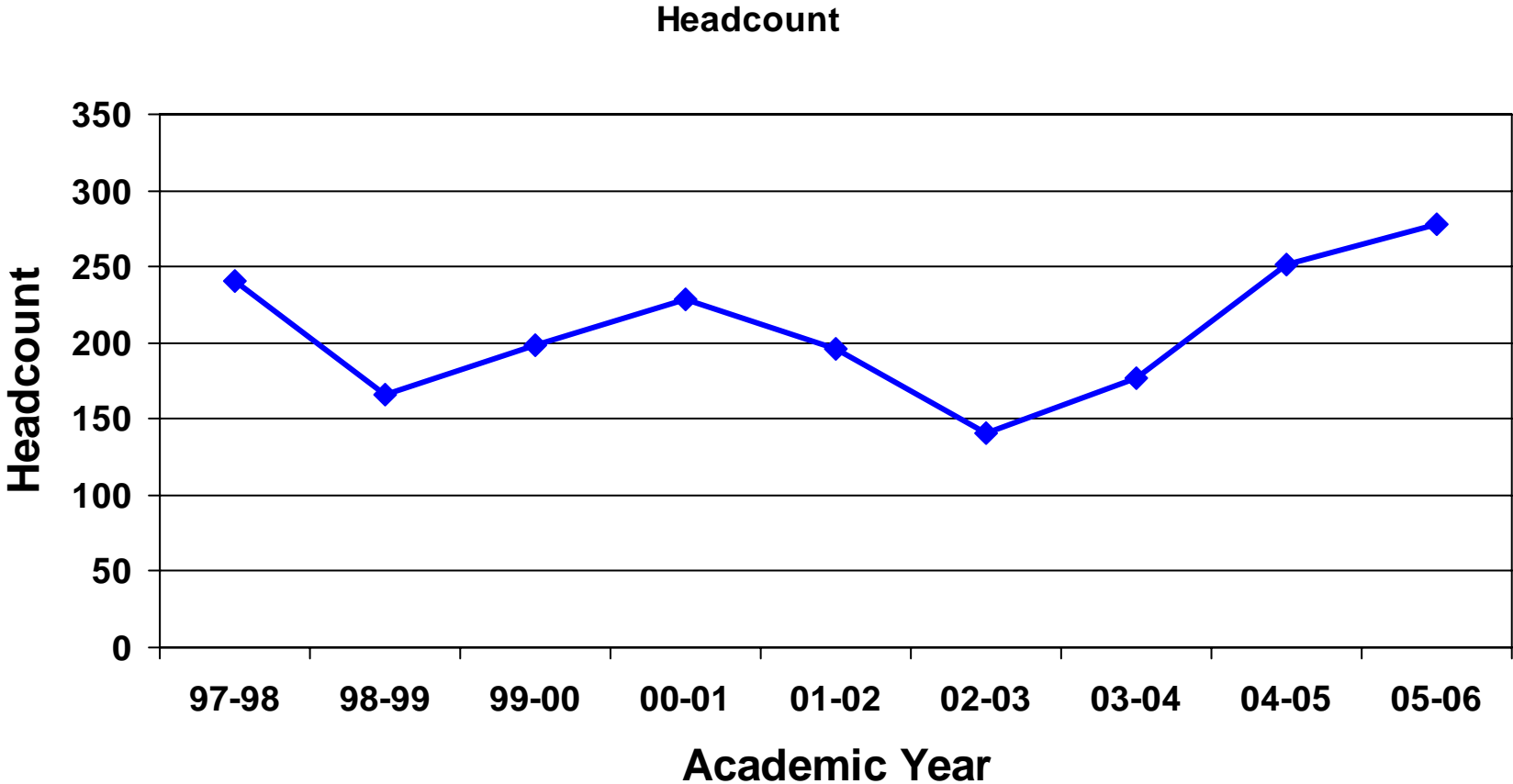
Dual Credit New Student Outcomes

Dual Credit New Students

Includes any student who:

- was enrolled at DACC during a Fall or Spring semester from Fall 1997 thru Spring 2006;
- was admitted as a “VO” or dual credit student;
- was enrolled as a “NS” or new student;
- was concurrently enrolled at a high schools in LCPS, GISD or HVPS.

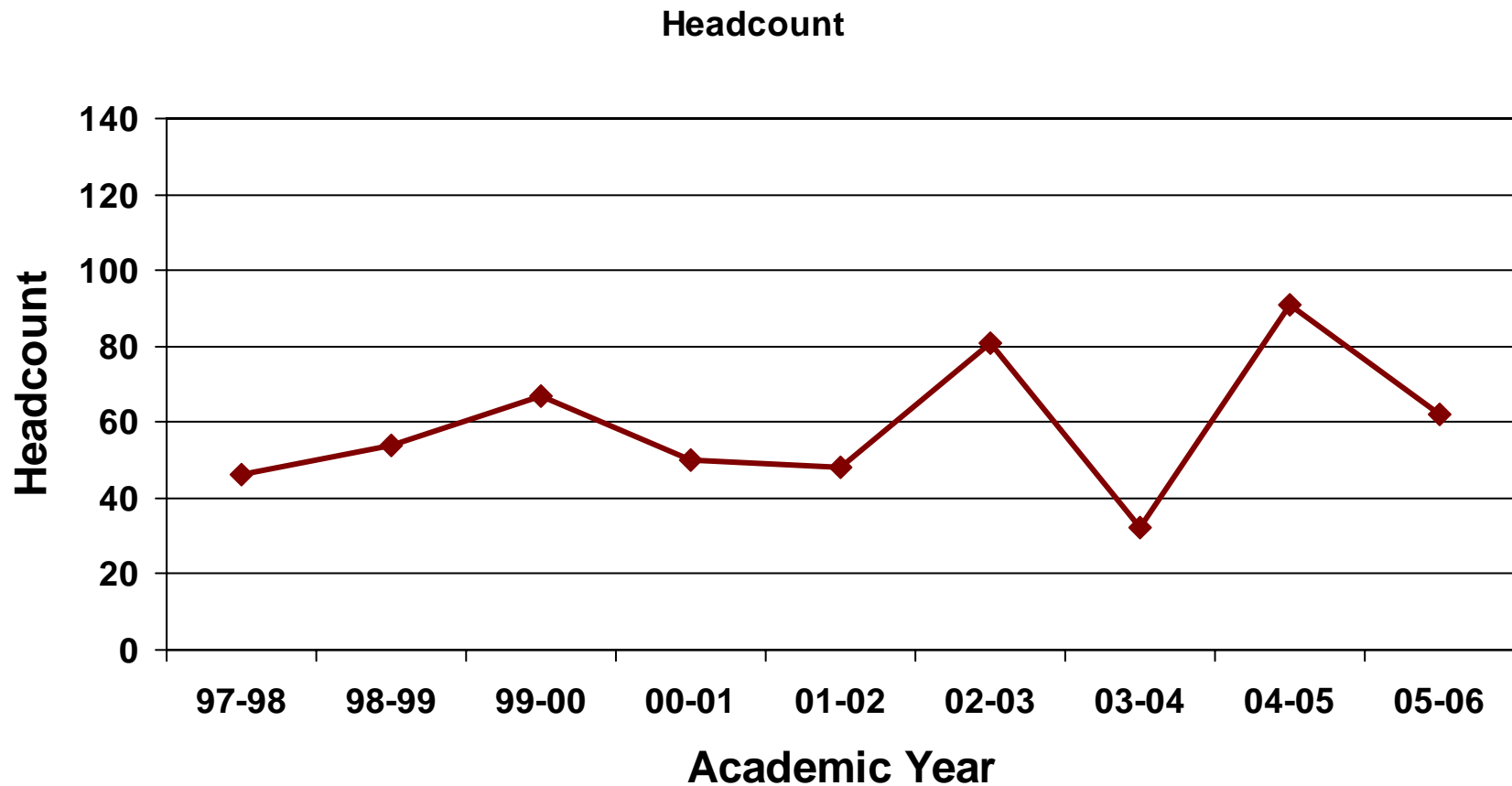
LCPS Dual Credit New Students



LCPS Dual Credit New Students Headcount By High School

	<i>1997-1998</i>	<i>1998-1999</i>	<i>1999-2000</i>	<i>2000-2001</i>	<i>2001-2002</i>	<i>2002-2003</i>	<i>2003-2004</i>	<i>2004-2005</i>	<i>2005-2006</i>	<i>HS Total</i>
Ad'AHS	0	0	0	0	0	0	0	0	6	6
LCHS	70	38	73	68	79	54	62	71	115	630
MHS	82	53	87	95	68	44	68	107	85	689
MVCS	0	0	0	1	0	2	0	0	1	4
OHS	82	66	32	60	46	35	38	39	55	453
SAHS	6	9	6	6	3	6	9	34	16	95
Overall	240	166	198	230	196	141	177	251	278	1877

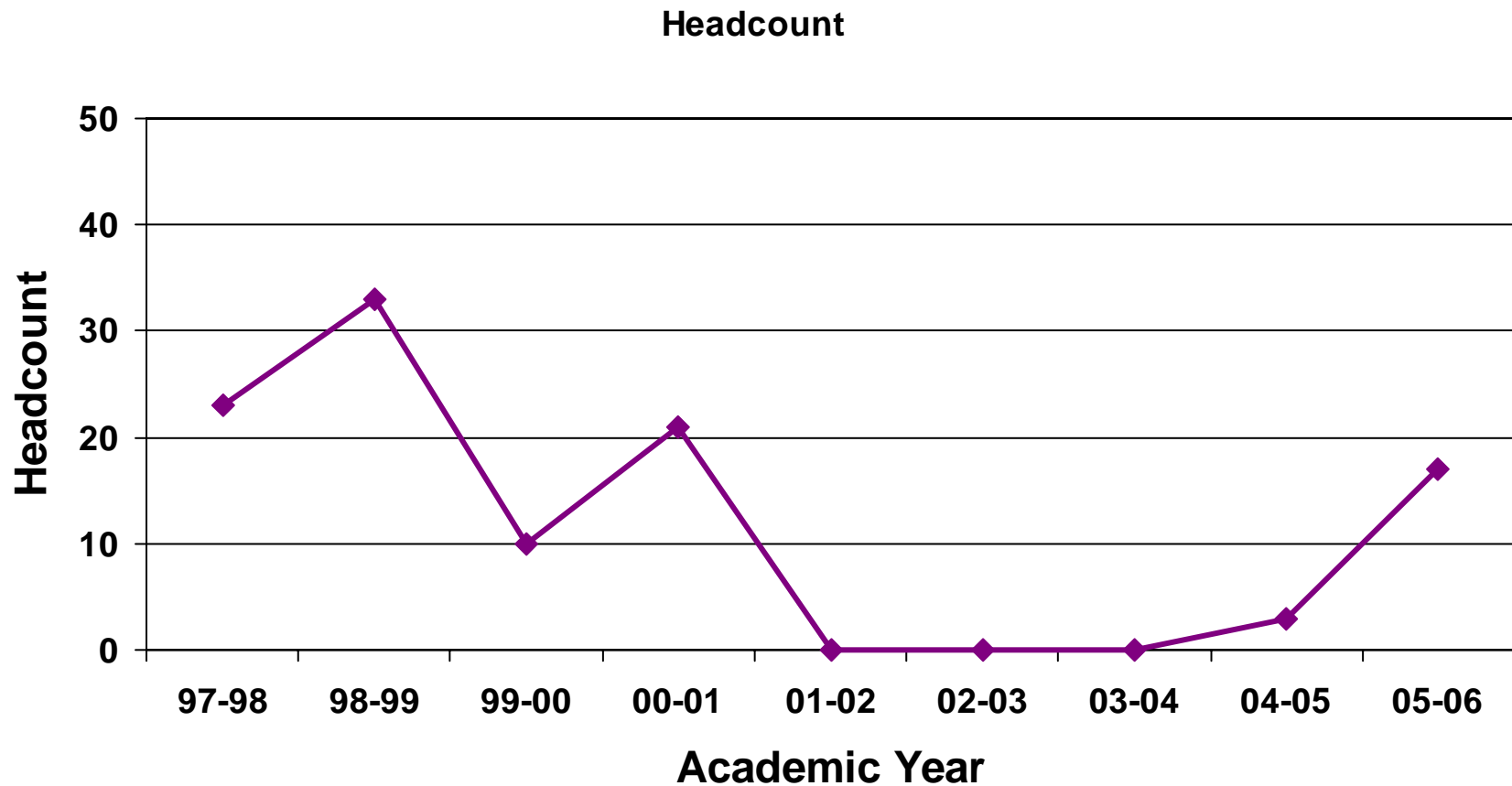
GISD Dual Credit New Students



GISD Dual Credit New Students Headcount By High School

	<i>1997-1998</i>	<i>1998-1999</i>	<i>1999-2000</i>	<i>2000-2001</i>	<i>2001-2002</i>	<i>2002-2003</i>	<i>2003-2004</i>	<i>2004-2005</i>	<i>2005-2006</i>	<i>HS Total</i>
GHS	24	30	28	25	32	41	23	60	37	300
STHS	22	24	39	25	16	40	9	31	25	231
Overall	46	54	67	50	48	81	32	91	62	531

HVPS Dual Credit New Students



HVPS Dual Credit New Students Headcount By High School

	<i>1997-1998</i>	<i>1998-1999</i>	<i>1999-2000</i>	<i>2000-2001</i>	<i>2001-2002</i>	<i>2002-2003</i>	<i>2003-2004</i>	<i>2004-2005</i>	<i>2005-2006</i>	<i>HS Total</i>
HVHS	23	33	10	21	0	0	0	3	17	107

Possible Outcomes

- Unknown
- Persisting at DACC
- DACC Degree
- DACC Certificate
- Transferred to NMSU
- Transferred to NM 2-year
- Transferred to NM 4-year
- Transferred to NMSU Branch

Unknown

- **Unknown** - a student who isn't enrolled this semester and didn't enroll in any future semesters at DACC or NMSU.
- So the student can't be found in any of the data sets used in the model.
- These students likely have **Dropped Out** ... but we just don't know

Model Nuances

- Students are assigned only one outcome
- Outcomes are hierarchical:
 - DACC Degree
 - DACC Certificate
 - Persisting at DACC
 - Transferred to NMSU
 - Transferred to NMSU Branch
 - Transferred to NM 2-year
 - Transferred to NM 4-year

LCPS Dual Credit New Students

Dual Credit New Students N = 1877

Unknown	44%	832
Persisting at DACC	14%	261
DACC Degree	3%	59
DACC Certificate	1%	13
Transferred to NMSU	33%	618
Transferred to NMSU Branch	0.1%	2
Transferred to NM 2-year	1%	27
Transferred to NM 4-year	3%	65

GISD Dual Credit New Students

Dual Credit New Students N =531

Unknown	61%	323
Persisting at DACC	17%	88
DACC Degree	4%	20
DACC Certificate	0%	1
Transferred to NMSU	17%	89
Transferred to NMSU Branch	0.0%	0
Transferred to NM 2-year	1%	4
Transferred to NM 4-year	1%	6

HVPS Dual Credit New Students

Dual Credit New Students N = 107

Unknown	43%	46
Persisting at DACC	8%	9
DACC Degree	7%	7
DACC Certificate	1%	1
Transferred to NMSU	34%	36
Transferred to NMSU Branch	0.9%	1
Transferred to NM 2-year	2%	2
Transferred to NM 4-year	5%	5